

YEAR 8

Weeks commencing 16th + 23rd May 2022

Subject

Lesson and Resources

Notes / Extension Task

CORE SUBJECTS

MATHS
wc 16.5.22

Lesson 1

Ratio

Open the PowerPoint called [Lesson 1 - Completing Ratios](#)

Complete any incomplete compulsory and target homework on Sparx Maths.

Lesson 2

Ratio

Open the PowerPoint called [Lesson 2 - Word Problems](#)

Complete any incomplete compulsory and target homework on Sparx Maths.

Lesson 3

Ratio

Open the PowerPoint called [Lesson 3 - Sharing In A Given Ratio](#)

Complete any incomplete compulsory and target homework on Sparx Maths.

Sparx - How to Use

For each lesson:

1. Open the PowerPoint
2. Complete the starter grid and then mark your answers
3. Read through the 'I do' examples
4. Read and copy the 'we do' examples
5. Complete the independent study questions, then mark your answers

If you have time remaining:

1. Login to Sparx and complete any compulsory or target homework
2. Complete all XP boost
3. Use any extra time to do independent learning on Sparx.
4. If you have completed all 3 lessons, complete the questions on this worksheet:
[Ratio - with FDP](#)
[Sharing In A Given Ratio](#)
Click on the tick at the end of the worksheet to mark your answers.

MATHS wc 23.5.22	<u>Lesson 1</u> Ratio Open the PowerPoint called Lesson 1 - Sharing in a Given Ratio (2) Complete any incomplete compulsory and target homework on Sparx Maths.	<u>Sparx - How to Use</u> For each lesson: <ol style="list-style-type: none"> 1. Open the PowerPoint 2. Complete the starter grid and then mark your answers 3. Read through the 'I do' examples 4. Read and copy the 'we do' examples 5. Complete the independent study questions, then mark your answers If you have time remaining: <ol style="list-style-type: none"> 6. Login to Sparx and complete any compulsory or target homework 7. Complete all XP boost If you have finished all the lessons and have time remaining, click on independent learning on Sparx and search for Ratio. Work through the tasks, completing the questions at all levels.
	<u>Lesson 2</u> Ratio Open the PowerPoint called Lesson 2 - Working with Two Ratios Complete any incomplete compulsory and target homework on Sparx Maths.	
	<u>Lesson 3</u> Ratio Click on the links and answer the questions Ratio: Difference Between Ratio Problem Solving Click on the tick at the bottom of the page to view the answers.	

SCIENCE (JBG)	Current and Parallel Circuits https://classroom.thenational.academy/lessons/current-and-parallel-circuits-74rk8d	
	Potential Difference https://classroom.thenational.academy/lessons/potential-difference-cmvkar	Use Seneca to do the independent learning task(s) on the Year 8 Electricity and magnetism
	Potential difference in parallel circuits https://classroom.thenational.academy/lessons/potential-difference-in-parallel-circuits-68tp2d	
SCIENCE (AHD)	https://classroom.thenational.academy/lessons/types-of-material-68tp2d	Use Seneca to do the independent learning task(s) on the Year 8 Earths Materials
	https://classroom.thenational.academy/lessons/recycling-resources-6hhpad	

YEAR 8

Weeks commencing 16th + 23rd May 2022

Subject

Lesson and Resources

Notes / Extension Task

FOUNDATION SUBJECTS

ART

Lesson 2 Summer term

Continue with the theme of Impressionism and Landscape from this term.


- Research Claude Monet for about 10 mins and look at his series of painting and the technique he used. Watch a video about him or someone copying his style of painting.
- Then wait for the right time of the day and **take a photograph of a landscape** with a big sky, with lots of colours, we will be using this in the lesson. Print it if possible.
- **Now sketch it from your phone or the print, add shading, texture and tone with a pencil, add colour if you have resources.**

- Add your name, surname and class code to your artistic drawings.
- Keep the drawing safe and bring it to school on your return.

Notes: If you are UNSURE at any point, please contact Mrs Palomino with any questions and further guidance.

Extension task: If you finish this task within 1:15hrs, describe your landscape, include the words foreground, middle ground and background..

DRAMA



 [KS3 Drama at Home Programme.docx](#)

Please select and complete one of the 6 task from the grid by following the links provided.

Extension Task: Complete another task from the grid

<p style="text-align: center;">FRENCH</p>	<p>Here are the topics that we are studying this term:</p> <p>Health and Fitness</p> <ul style="list-style-type: none"> - Describing your routine - How healthy you are - Recommendations and resolutions for healthy living - At the Doctor's <p>Revise these topics here on BBC Bitesize:</p> <p>Healthy and unhealthy living in French Healthy Living - Reading Talking about food in French.</p> <p>All revision resources are in this folder on the Student (P) Drive: CLICK HERE</p>	<p>Notes:</p> <ol style="list-style-type: none"> 1. Watch the video on Bitesize and complete the activities. 2. Make a note of any new words in French and English 3. Then go to Quizlet and revise the vocabulary set. 4. Write a short paragraph (50 words) about the topic. Use opinions, past tense and future tense. Revise writing it out from memory – ask someone at home to test you if possible! <p>Quizlet - Join your Year 8 French group here:</p> <p>8P/FR1 (Miss Jones) – https://quizlet.com/join/uKMHAY8gr</p> <p>8P/FR2 (Mrs Routley) – https://quizlet.com/join/D3mfahgd4</p> <p>8S/FR1 (Mrs Routley) – https://quizlet.com/join/jhtv64jYP</p> <p>8S/FR2 (Mrs Tapp) – https://quizlet.com/join/fFEs2Bpqh</p> <p>Homework / Extension tasks:</p> <ol style="list-style-type: none"> 1. Active Learn. Go to https://www.pearsonactivelearn.com/app/Home Your username is your Regis School email. Your password is Tr5Reset20 Complete set tasks.
--	---	--

<p>GEOGRAPHY</p>	<p>Title: How are Mexico and the USA linked?</p> <p>Link: https://classroom.thenational.academy/lessons/how-are-mexico-and-the-usa-linked-71hkjr</p> <p>Title: What factors influence migration?</p> <p>Link: https://classroom.thenational.academy/lessons/what-factors-influence-migration-c9jp8t</p> <p>Title: The impacts of migration</p> <p>Link: https://classroom.thenational.academy/lessons/the-impacts-of-migration-6dgkcd</p> <p><i>Please work your way through all activities and complete tasks on paper. Ensure that you have put the date and the title and any other sub-headings where stated.</i></p>	<p>If you have completed these resources, you can log on to Seneca or follow the links below to revise the Coasts and Population topic for your upcoming end of year exams.</p> <p>Remember- even a little bit of revision can make a huge difference to your confidence and outcomes!</p> <p>Coasts: CLICK HERE</p> <p>Population: CLICK HERE</p>
<p>HISTORY</p>	<p>Click on the link below. Open Lesson 4. Watch the video and complete the tasks as instructed.</p> <p>https://classroom.thenational.academy/units/how-successful-were-efforts-to-abolish-slavery-in-the-nineteenth-century-cc63</p>	

<p style="text-align: center;">IT</p>	<p>https://regisschool.sharepoint.com/sites/studentshare/Documents/Subjects/Computing/2021_22/Year 8</p>	<p>Notes:</p> <ol style="list-style-type: none"> 1. Open all the documents from The link. 2. Check your answers from last lesson on the missing words task pages 1- 3. 3. Complete the Mini test from bitesize on page 7. https://www.bbc.co.uk/bitesize/guides/zdydmp3/revision/1 - record your score on the worksheet. 4. Open a new Blank spreadsheet and using the worksheet build Pauls Spreadsheet. It should look like page 2. <p>Extension task: Slides 8 onwards. Build your own personal spreadsheet with your own income and outgoings.</p>
<p style="text-align: center;">MUSIC</p>	<p>Oak Academy:- https://classroom.thenational.academy/lessons/exploring-basic-beatboxing-sonorities-performing-a-structured-piece-c5j3gd</p>	
<p style="text-align: center;">PHYSICAL EDUCATION</p>	<p> Stay at Home Sport Booklet.docx</p>	<p>Please open the link to the PE home learning booklet found opposite. It is full of great activities that you can complete from home, linked to a wide range of sports.</p>
<p style="text-align: center;">PRODUCT DESIGN</p>	<p>Lesson 1 - 3D Printing https://www.tinkercad.com/lessonplans/recreate-a-pattern-found-in-nature/share</p> <hr/> <p>Lesson 2 - Computers in Design and Manufacture Read the PowerPoint “CAD Lesson” and complete the quiz at the end.</p> <p> Cad Lesson.pptx</p> <p>Watch this for further amazing manufacturing machines: https://www.youtube.com/watch?v=kesidO8c9XM</p>	<p>Resources required, access to a larger device that can access the internet tablet or preferably a keyboard. Students can send the completed results of their work back to school to be printed for when they return to: jonathan.curthoys@theregisschool.co.uk</p> <hr/> <p>You will need a device able to access PowerPoints and watch YouTube.</p>

<p>RELIGIOUS STUDIES</p>	<p>Lesson 1 Hajj https://classroom.thenational.academy/lessons/hajj-6cr32d</p>	<p>Notes:</p> <ol style="list-style-type: none"> 1. Open the link and complete the lesson, pause the videos as and when needed. <p>Extension task: Open the link and complete the lesson, pause the video as and when needed: https://classroom.thenational.academy/lessons/eid-ul-fitr-74u34e</p>
<p>SPANISH</p>	<p>Here are the topics that we are studying this term:</p> <p>Health and Fitness</p> <ul style="list-style-type: none"> - Describing your routine - How healthy you are - Recommendations and resolutions for healthy living - At the Doctor's <p>Revise these topics here on BBC Bitesize:</p> <p>Talking about food Food and mealtimes Daily routine Healthy living and fitness</p> <p>All revision resources are in this folder on the Student (P) Drive: CLICK HERE</p>	<p>Notes:</p> <ol style="list-style-type: none"> 1. Watch the video on Bitesize and complete the activities. 2. Make a note of any new words in Spanish and English 3. Then go to Quizlet and revise the vocabulary set. 4. Write a short paragraph (50 words) about the topic. Use opinions, past tense and future tense. Revise writing it out from memory – ask someone at home to test you if possible! <p>Quizlet - Join your Year 8 Spanish group here: 8P/SH1 (Mrs Tapp) - https://quizlet.com/join/fvGxf235p 8Q/SH1 (Mrs Tapp) - https://quizlet.com/join/39Z5pYQtJ 8Q/SH2 (Mrs Routley) - https://quizlet.com/join/PRCGrvs37</p> <p>8R/SH1 (Mrs Routley) - https://quizlet.com/join/MYTvTm8nr 8R/SH2 (Mrs Tapp) - https://quizlet.com/join/6mRTPWcYa 8R/SH3 (Miss Jones) - https://quizlet.com/join/npaSYVUyT</p> <p>Homework / Extension tasks:</p> <ol style="list-style-type: none"> 1. Active Learn. Go to https://www.pearsonactivelearn.com/app/Home Your username is your Regis School email. Your password is Tr5Reset20 Complete set tasks.